

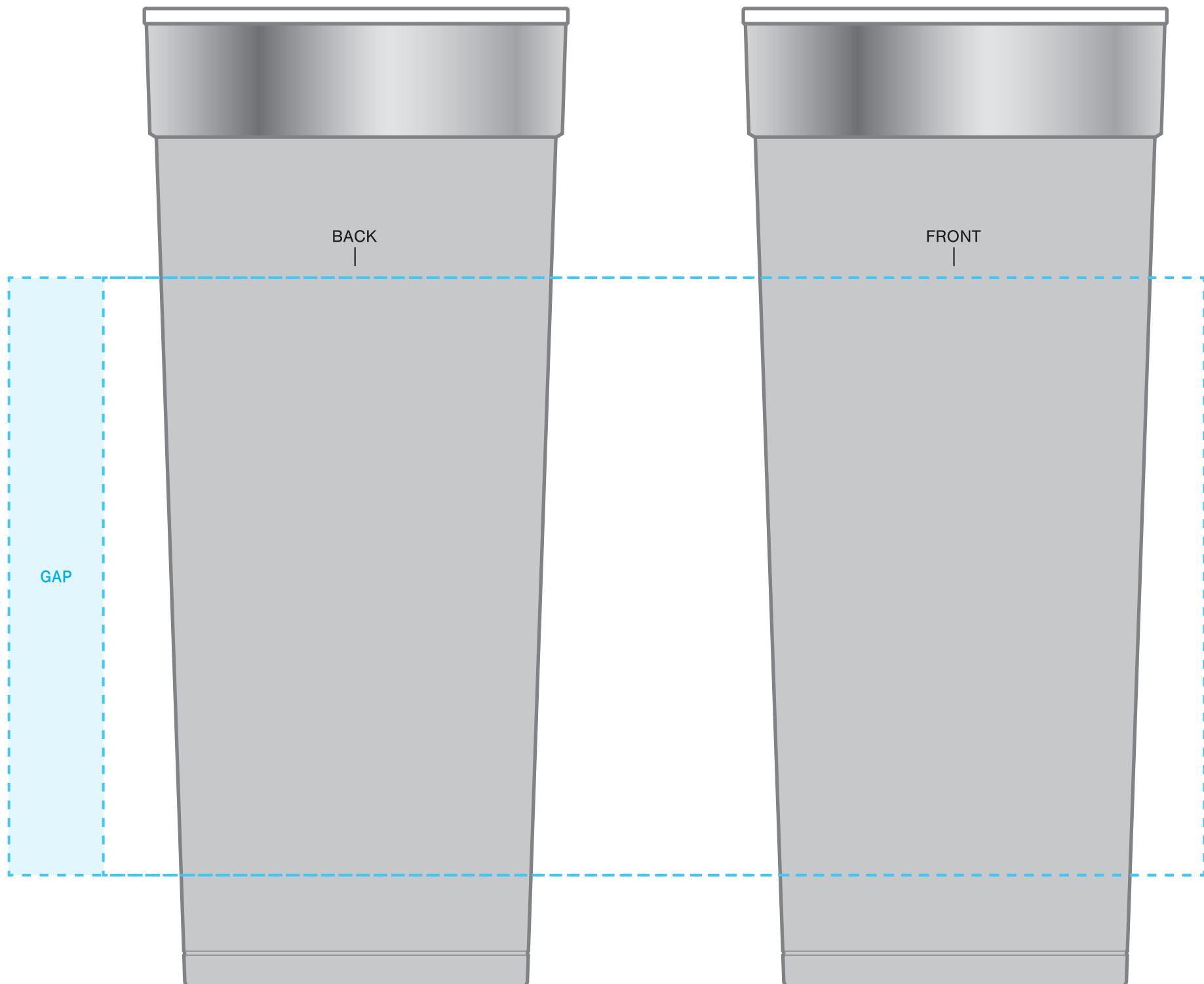
SCREENPRINT

IMPRINT AT 100%

INSTRUCTIONS:

1. OPEN TEMPLATE IN ADOBE ILLUSTRATOR OR YOUR PREFERRED GRAPHICS EDITOR.
2. PLACE ARTWORK IN DESIGNATED AREA.
3. SUBMIT YOUR FINAL DESIGN TO OUR VIRTUAL TEAM FOR MOCKUPS OR DIRECTLY TO OUR ORDER PROCESSING TEAM FOR PROOFS.

****CIRCLES/SQUARES WILL WARP ON TAPERED ITEM****



20.9 OZ POLAR

AVAILABLE IMPRINT AREA = 4.75" h x 2.75" w x 8.75" wrap
[9.5" full wrap when printing more than one color]

NOT A PROOF — FOR CONCEPT PURPOSES ONLY

DESIGNATE PMS# TO CORRESPONDING COLOR #. USE PMS COLORS AND OUTLINE ANY FONTS BEFORE SUBMITTING WITH YOUR ORDER.

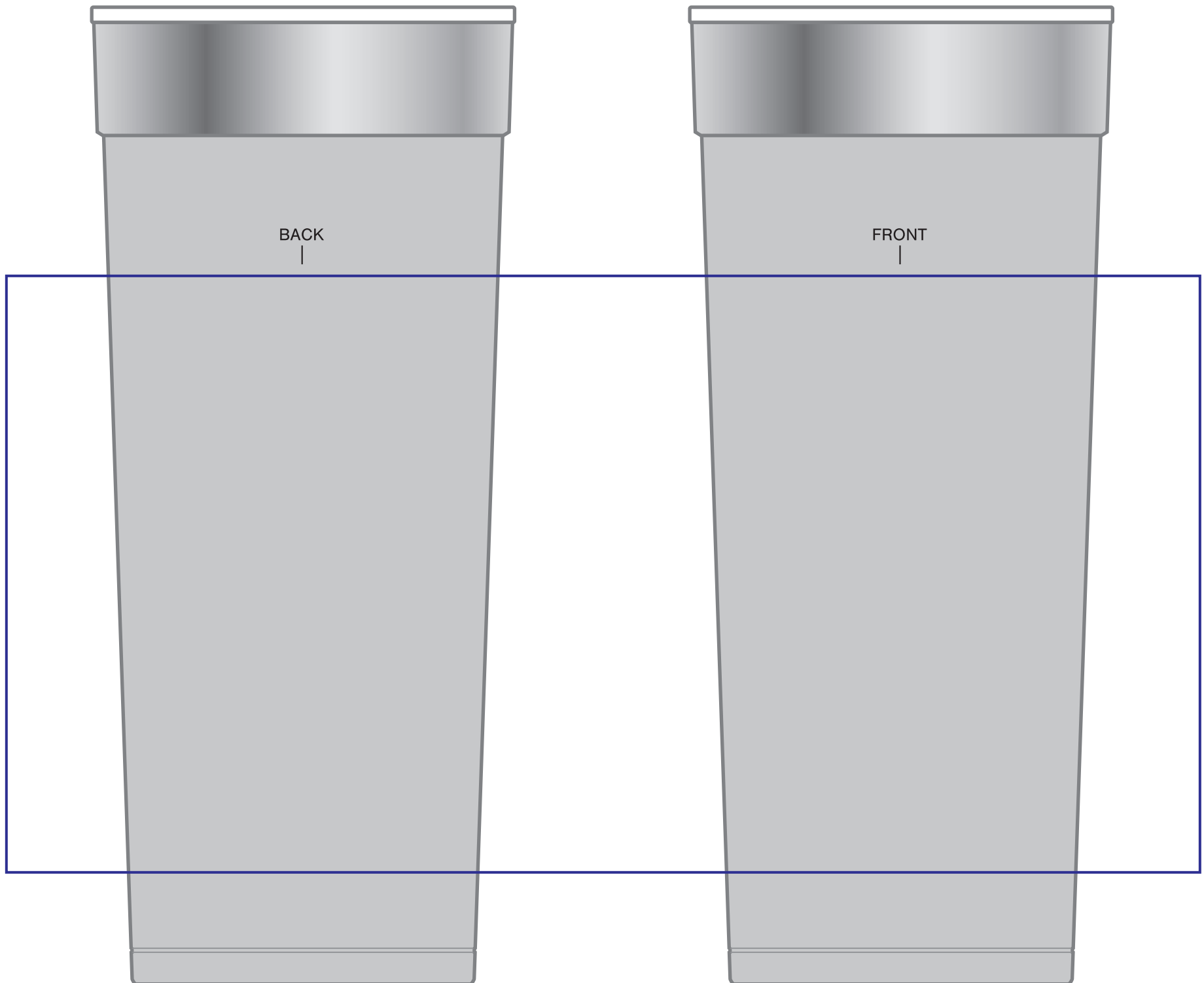
D4

IMPRINT AT 100%

INSTRUCTIONS:

1. OPEN TEMPLATE IN ADOBE ILLUSTRATOR OR YOUR PREFERRED GRAPHICS EDITOR.
2. PLACE ARTWORK IN DESIGNATED AREA.
3. SUBMIT YOUR FINAL DESIGN TO OUR VIRTUAL TEAM FOR MOCKUPS OR DIRECTLY TO OUR ORDER PROCESSING TEAM FOR PROOFS.

****CIRCLES/SQUARES WILL WARP ON TAPERED ITEM****



20.9 OZ POLAR

D4/LASERX AVAILABLE IMPRINT AREA = 4.75" h x 2.75" w x 9.5" wrap

NOT A PROOF — FOR CONCEPT PURPOSES ONLY

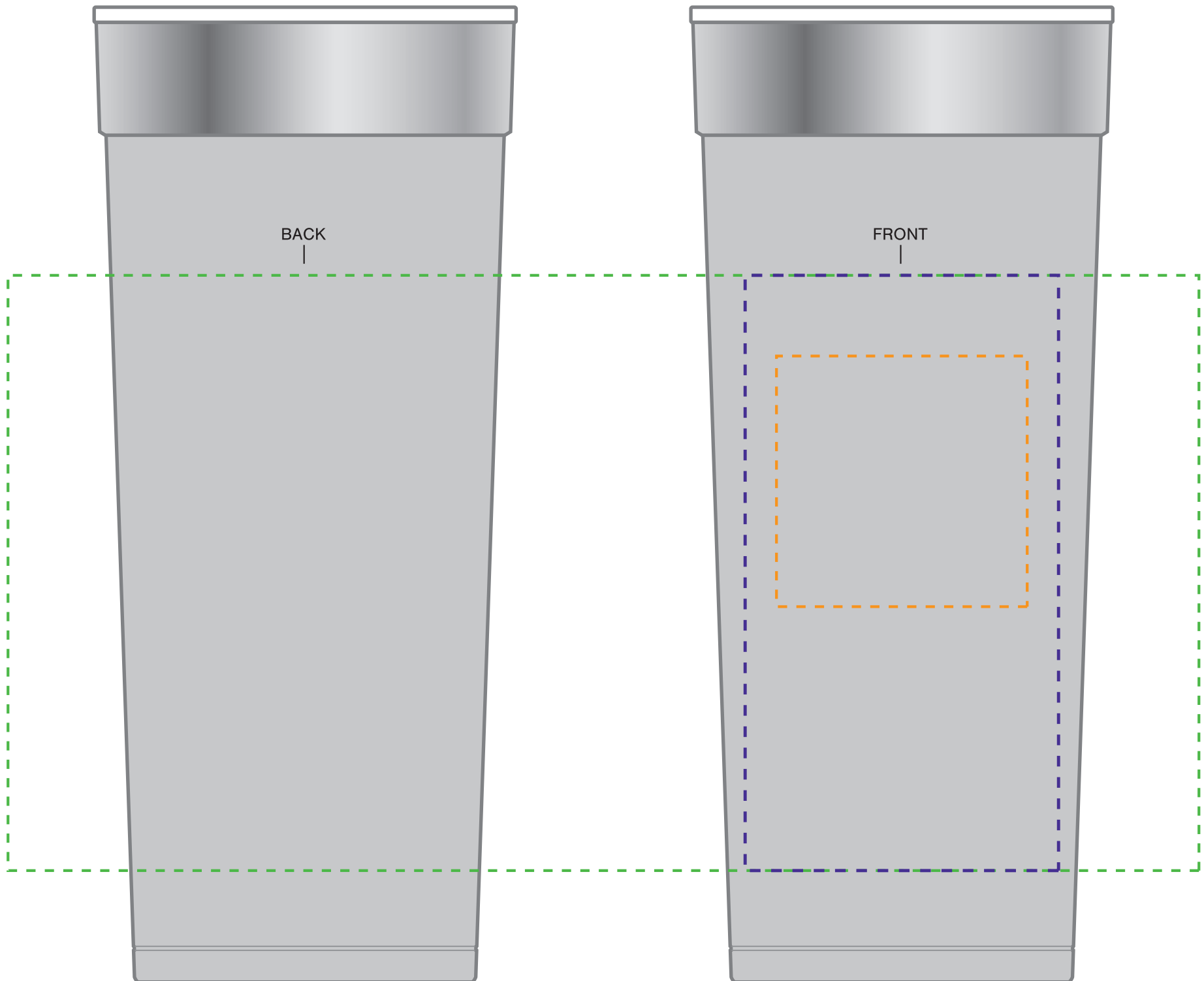
DESIGNATE PMS# TO CORRESPONDING COLOR #. USE PMS COLORS AND OUTLINE ANY FONTS BEFORE SUBMITTING WITH YOUR ORDER.

INSTRUCTIONS:

1. OPEN TEMPLATE IN ADOBE ILLUSTRATOR OR YOUR PREFERRED GRAPHICS EDITOR.
2. PLACE ARTWORK IN DESIGNATED AREA.
3. SUBMIT YOUR FINAL DESIGN TO OUR VIRTUAL TEAM FOR MOCKUPS OR DIRECTLY TO OUR ORDER PROCESSING TEAM FOR PROOFS.

****CIRCLES/SQUARES WILL WARP ON TAPERED ITEM****

****LASERX NOT AVAILABLE ON STAINLESS ITEMS.****



20.9 OZ POLAR

LASERX AVAILABLE IMPRINT AREA = 2" h x 2" w ONE SIDE ONLY

LASERX+ AVAILABLE IMPRINT AREA = 4.75" h x 2.5" w

LASERX360 AVAILABLE IMPRINT AREA = 4.75" h x 2.75" w x 9.5" wrap

NOT A PROOF — FOR CONCEPT PURPOSES ONLY

DESIGNATE PMS# TO CORRESPONDING COLOR #. USE PMS COLORS AND OUTLINE ANY FONTS BEFORE SUBMITTING WITH YOUR ORDER.

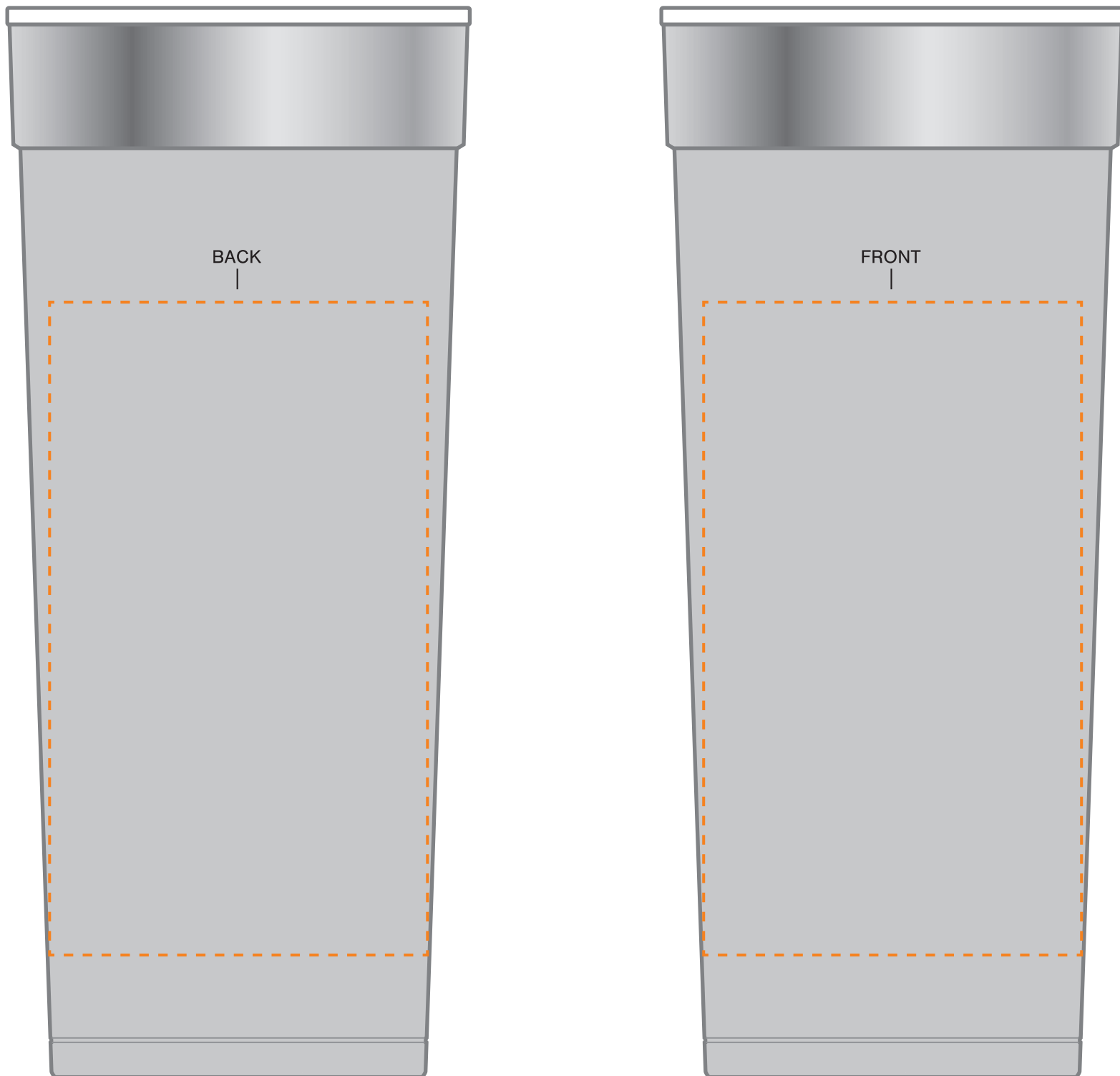
FOIL

IMPRINT AT 100%

INSTRUCTIONS:

1. OPEN TEMPLATE IN ADOBE ILLUSTRATOR OR YOUR PREFERRED GRAPHICS EDITOR.
2. PLACE ARTWORK IN DESIGNATED AREA.
3. SUBMIT YOUR FINAL DESIGN TO OUR VIRTUAL TEAM FOR MOCKUPS OR DIRECTLY TO OUR ORDER PROCESSING TEAM FOR PROOFS.

****CIRCLES/SQUARES WILL WARP ON TAPERED ITEM****



20.9 OZ POLAR

FOIL AVAILABLE IMPRINT AREA = 1.75" h x 3.25" w ONE -OR- TWO SIDED ONLY

NOT A PROOF — FOR CONCEPT PURPOSES ONLY

DESIGNATE PMS# TO CORRESPONDING COLOR #. USE PMS COLORS AND OUTLINE ANY FONTS BEFORE SUBMITTING WITH YOUR ORDER.